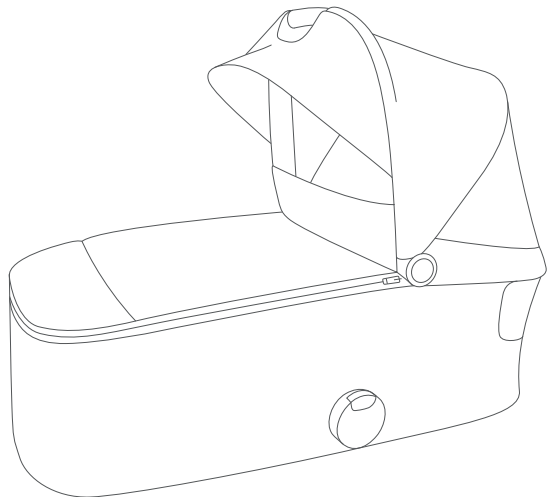


SADENA/CELONA CARRY COT



DE INHALT
 EN CONTENT
 IT INDICE
 NL INHOUD

	Vorbereitung Preparing Preparazione Voorbereiding	11		Rundumsicht Panoramic view Vista panoramica 360° zicht	16
	Falten Folding Chiusura Vouwen	14		Abnehmen der Bezüge Removing the fabrics Rimozione dei rivestimenti Verwijderen van de bekleding	17
	Verwendung des XXL-Sonendachs Using the XXL sun canopy Utilizzo della cappotta parasole XXL Gebruik van het XXL zonnedak	15		Regenverdeck Raincover Parapioggia Regenhoes	19

PL	SPIS TREŚCI
FR	SOMMAIRE
ES	CONTENIDO
PT	ÍNDICE

	Przygotowanie Préparatifs Preparación Preparação	11		Widoczność we wszystkich kierunkach Vue panoramique Vista panorámica Vista panorâmica	16
	Składanie Pliage Plegado Sistema de dobragem	14		Zdejmowanie tapicerki Retrait des housses Extraer las fundas Remoção dos revestimentos	17
	Stosowanie daszka przeciwsłonecznego XXL Utilisation du canopy XXL Cómo usar la capota XXL Utilização da capota de sol XXL	15		Oslona przeciwdeszczowa Protection contre la pluie Capota impermeable Proteção para a chuva	19

HU TARTALOM
 RO CUPRINS
 EL ΠΕΡΙΕΧΟΜΕΝΑ
 BR ÍNDICE

	Eiőkészítés Pregătirea Προετοιμασία Preparação	11		Panorâma kilátás Vedere panoramică Πανοραμική θέα Visão panorâmica	16
	Összehajtás Plierea Κλείσιμο Sistema de dobramento	14		A huzatok eltávolítása Îndepărtarea huselor Αφαίρεση των επενδύσεων Remoção dos revestimentos	17
	Az XXL napvédő tető használat Utilizarea parasolarului XXL Χρήση της αντηλιακής κουκούλας XXL Uso da capota de sol XXL	15		Eszővédő Apărătoare de ploaie Αδιάβροχο κάλυμμα Proteção para a chuva	19

DA	INDHOLD
NO	INNHOLD
SV	INNEHÅLL
FI	SISÄLTÖ

	<p>Forberedelse Forberedelse Förberedelse Valmistelu</p>	11		<p>Udsigt til alle sider Utsikt i alle retninger 360 graders sikt Näkyvyys</p>	16
	<p>Sammenklapning Sammenlegging Fälla ihop Kokoontaittaminen</p>	14		<p>Aftagning af betrækkene Fjerning av trekkene Ta av klädslna Verhousen irrottaminen</p>	17
	<p>Anvendelse af XXL solkalechen Bruk av XXL-soltaket Använda XXL soltaket XXL-aurinkosuojaan käyttö</p>	15		<p>Regnslag Regnkallesje Regnsufflett Sadekuomu</p>	19

LT TURINYS
 LV SATURS
 HR SADRŽAJ
 CS OBSAH



Paruošimas
 Sagatavošanās
 Priprema
 Příprava

11



Matomumas
 Panorāmas skats
 Panoramski pogled
 Otevřený výhled

16



Klostē
 Salocišana
 Sklapanje
 Složení

14



Apvalkalu nuēmimas
 Pārvalku noņemšana
 Skidanje navlaka
 Sejmutí potahů

17






XXL dydžio stogelio nuo saulės naudojimas
 XXL saulesarga lietošana
 Primjena XXL sjenila
 Použití stříšky proti slunci XXL

15



Uždangalas nuo lietaus
 Lietus pārsegs
 Prekrivka za kišu
 Pláštěnka

19

	Príprava Ettevalmistus 11 Підготовка	التجهيز 11		Výhled Panoraamvaade 16 Круговий огляд	رؤية بانورامية 16
	Zloženie Kokkupanek 14 Складання	الطي 14		Stahnutie poťahov Katete eemaldamine 17 Знімання чохлаів	فك الأغطية 17
	Používání slnečnej striešky XXL XXL-päikesevarikatuse kasutamine 15 استخدام غطاء الشمس الكبير Використання сонцезахисного каптура XXL 15			Strieška proti dažďu Vihmakile 19 Дощова накидка	غطاء الأمطار 19

תוכן העניינים HE
 TR İÇİNDEKİLER
 TH สารบัญญ
 ID DAFTAR ISI

	11 Hazırlık การจัดเตรียม Persiapan	הכנה 11		16 Panorama görünüm การมองเห็นรอบตัว Visibilitas panorama	מבט לכל הכיוונים 16
	14 Katlama การพับ Melipat	קיפול 14		17 Kilifların çıkartılması การนำฝาหุ้มเบาะออก Melepaskan penutup	הסרת הכיסויים 17
	15 שימוש בגגון השמש XXL XXL güneşliğin kullanımı การใช้งานม้านั่งแดดขนาด XXL Menggunakan kanopi XXL	15		19 Yağmur tentesi พลาสติกคลุมกันฝน Pelindung hujan	כיסוי הגשם 19

SL VSEBINA
 MS KANDUNGAN
 RU СОДЕРЖАНИЕ
 SR SADRŽAJ

	Priprava Persediaan Подготовка Priprema	11		Pogled z vseh strani Penglihatan pusingan Круговой обзор Panoramski pogled	16
	Zlaganje Lipat Складывание Sklapanje	14		Snemanje prevlek Mengeluarkan penutup Снятие чехлов Skidanje presvlaka	17
	Uporaba XXL sončne strehe Penggunaan bumbung matahari XXL Использование козырька XXL Upotreba XXL štitnika za sunce	15		Pokrivalo za dež Penutup hujan Дождвик Navlaka za zaščito od kiše	19



Подготовка

11



Кръгова видимост

16



Сгъване

14



Сваляне на калъфите

17



Използване на XXL сенника

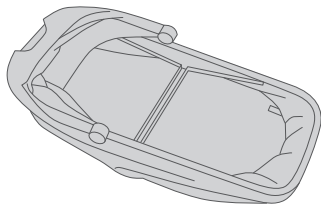
15



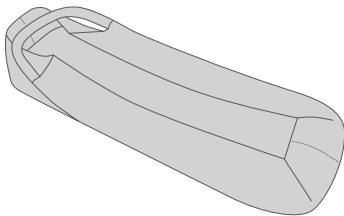
Дъждобран

19

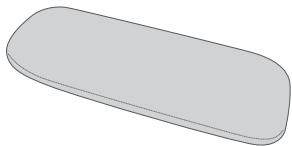
1



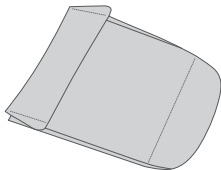
2



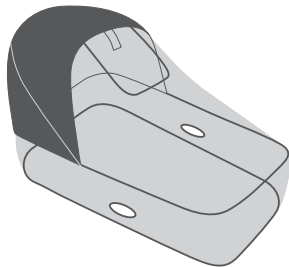
3

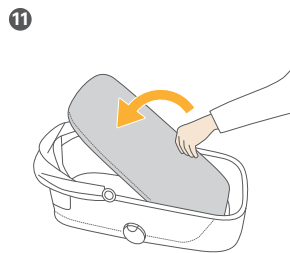
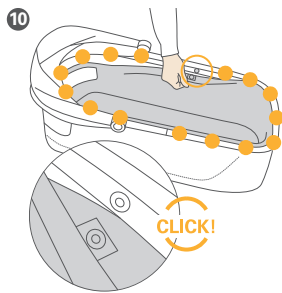
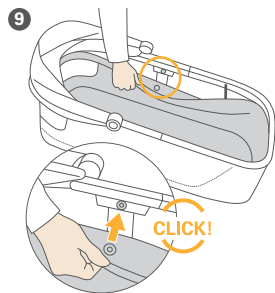
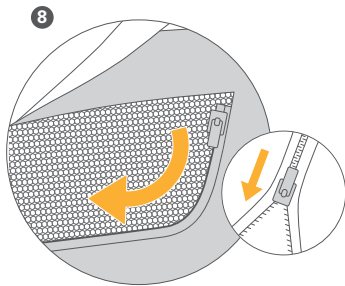
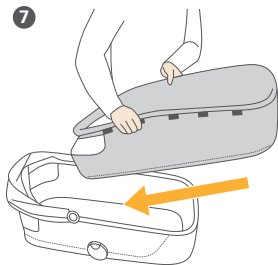
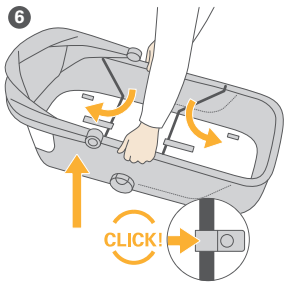


4

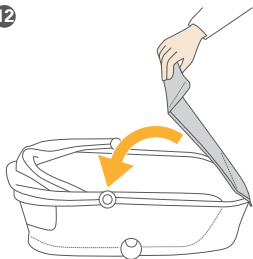


5

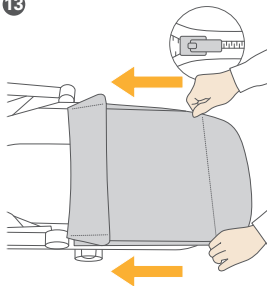




12



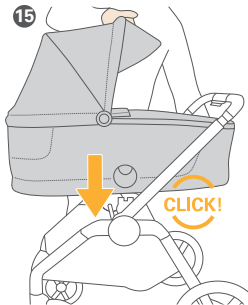
13



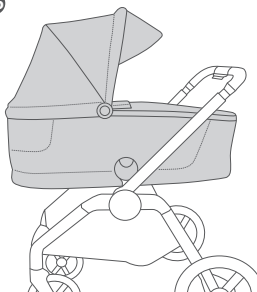
14



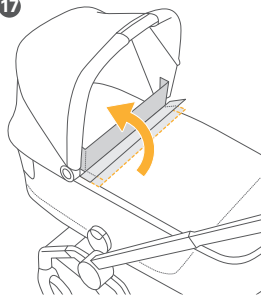
15

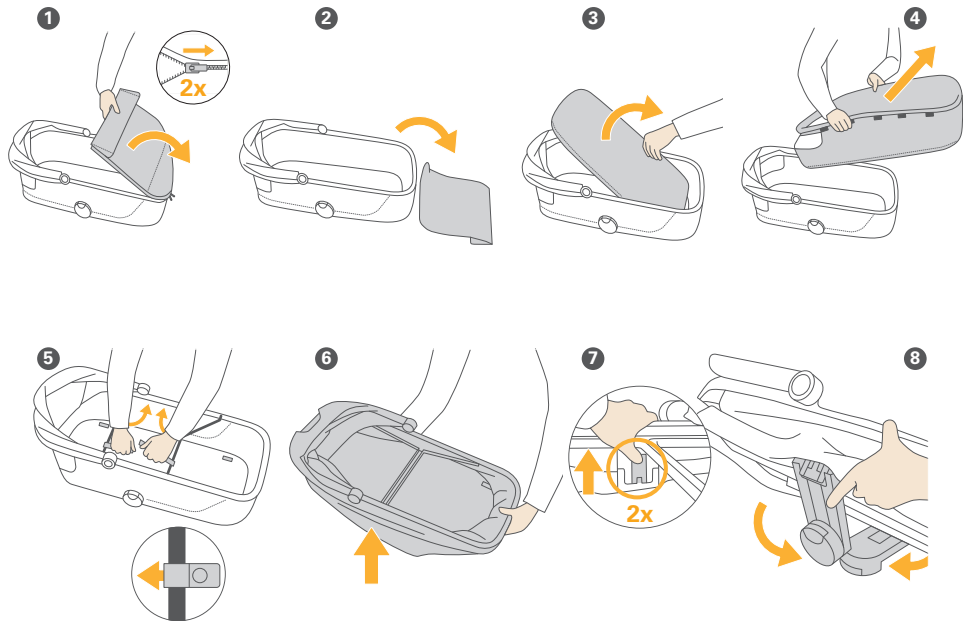


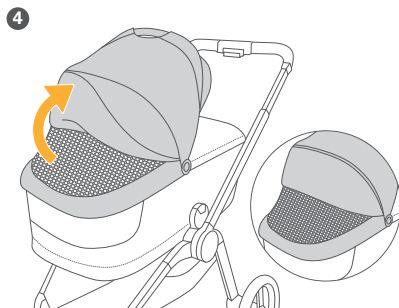
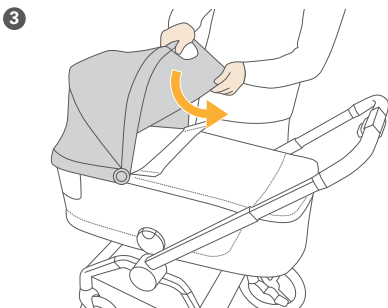
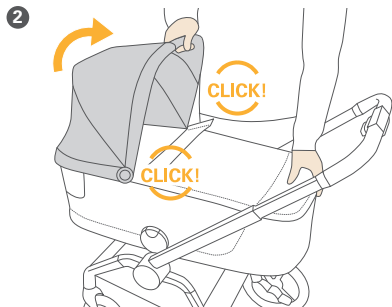
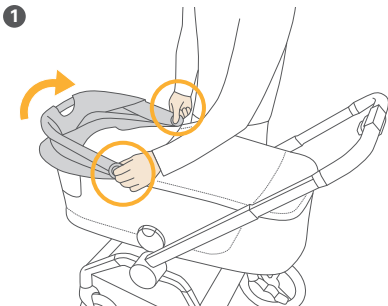
16

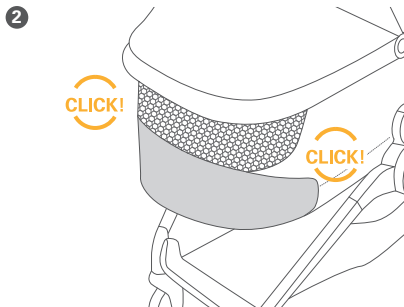
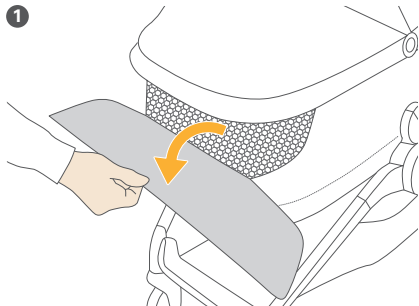


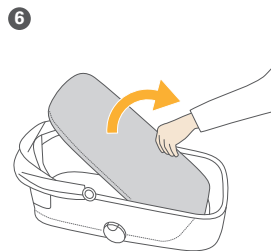
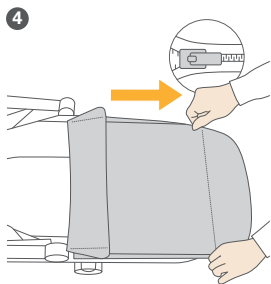
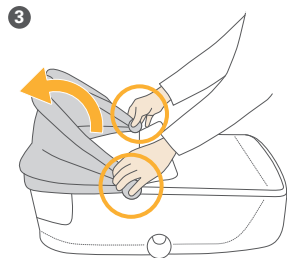
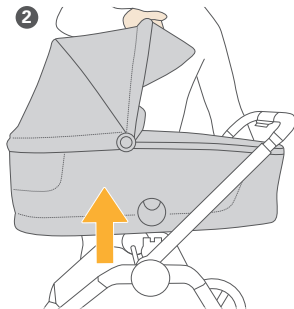
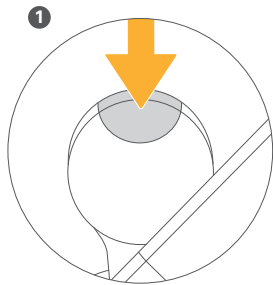
17





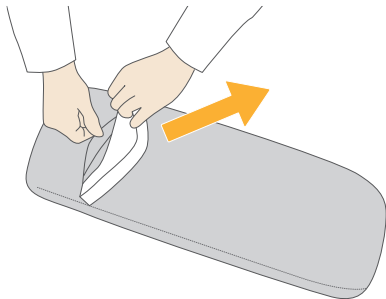




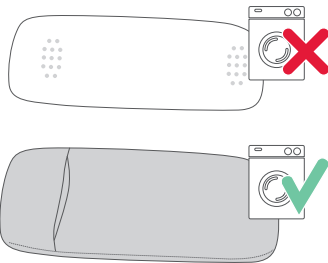




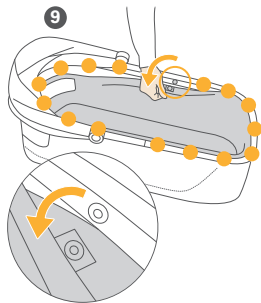
7



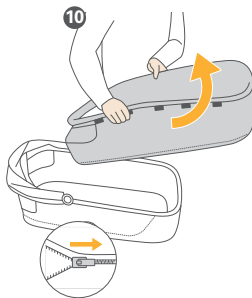
8



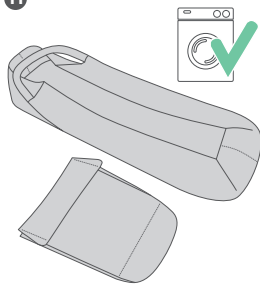
9



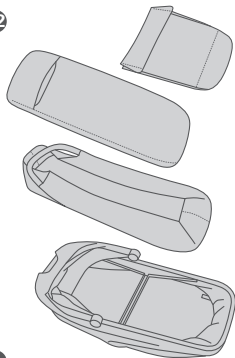
10



11



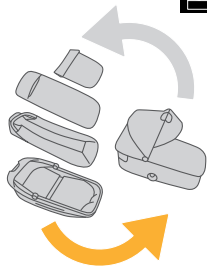
12



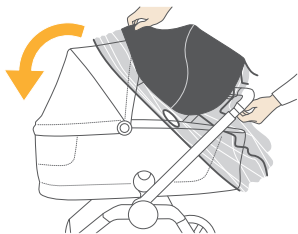
11

-

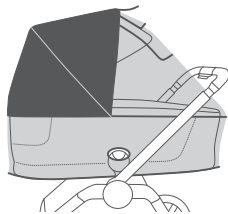
4



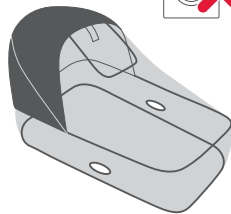
1



2



3



RECARO Kids s.r.l.
Via Niccolò Tommaseo, 68
35131 PADOVA (PD)
ITALY
Phone: +39 (0) 245467-740
Web: www.recaro-kids.com